



CMS MOTORHOME INSPECTION FORM

General

CMS Motorhome Inspection	
Make & Model	
Reg Number - NO GAP	
HPI Clear	
Engine Size	
BHP	
Transmission	
Miles or KM	
Mileage	
Confirm miles (within 5,000)	
Is Mileage Warranted	
How many sets of engine keys	

External Inspection

External Extras	
Any Other Extras	
Decals	
Further Info	
Decal Photos	
Any Damage Found	
Further Information	

CMS MOTORHOME INSPECTION FORM

Damage Photos




CMS MOTORHOME INSPECTION FORM





CMS MOTORHOME INSPECTION FORM



CMS MOTORHOME INSPECTION FORM



CMS MOTORHOME INSPECTION FORM

	
	
Windscreen	
Damage Photos	
Alloy Wheels	
Further Information	
Damage Photos	
Are the tyres illegal, cracking or out of date (6 years)	

CMS MOTORHOME INSPECTION FORM

Further Info	
Tyre photos	
Electric Step	
Does self levelling work? (if applicable)	
Further comments	
Further Photo's	
Further info	

Engine Bay

Are fluid levels correct? oil/coolant/brake fluid	
More Info	
Engine bay check	
More info	

Internal layout

Berths	
Belts	
Lounge	
Bed options	
Layout correct	
Further Comments	
Multi Photo	
Further info	

Internal Inspection

Internal Extras	
Other extras	
Do the electrics turn on	
More info	
Control Panel Damaged? Screen/buttons	
More Info	
Does the stereo turn on	
Smell or signs of smoking	
Are all cushions correct including travel cushions	

CMS MOTORHOME INSPECTION FORM

Is the boiler present	
Are overhead lockers empty/objects secure ready for travel?	
Damage	
Damage info	
Damage photos	

Damp inspection

Damp (visible/Soft)	
Damp info	
Photos of any damp	
Floor damp/spongey/damaged	
Further info	
Floor photos	

Paperwork

V5 present	
Does the V5 vin match 2 x Vehicle vins	
Manuals present	
Engine Service History	
Engine Service info	

CMS MOTORHOME INSPECTION FORM

Engine Service photos

CLARKE 4X4
Land Rover & 4x4 Specialists

Clarke 4x4 Ltd
Sprinks Barn Farm, Dunstall, Burton Upon Trent, Staffordshire, DE13 8BG
01283 711 610 • info@clarke4x4.co.uk
www.clarke4x4.co.uk

INVOICE TO	SERVICED VEHICLE	SERVICE INVOICE
INTERNAL	Make Volkswagen	Service No 261
	Model Transporter 1.9 TDI PD T28 Panel Van 4dr Diesel Manual SWB	Invoice No 233
	Registration RJ69UAM	Date 29/10/2021
	Chassis No WV1ZZZ7HZ9H158569	Payment
	Engine No BRS 161332	Order No
	Mileage 55727	Stock No UT2
	Registered 09/12/2009	

Your Ref **INTERNAL**

Next Service Due By _____ or _____ Mts

Brief Service Description
PDI - Service - Pres Sales Check
Oil and Filter
Cambelt and Waterpump change with Coolant
LABOUR WORK CARRIED OUT

Carry out oil & filter change
Replace Cambelt, water pump and replace antifreeze

PARTS

Description	Qty
GATES TIMING BELT KIT	1
OIL FILTER	1
Synthetic 5W30 5LTR Oil	1
Synthetic 5W30 1LTR Oil	1

Habitation Service Reports

Habitation service info

CMS MOTORHOME INSPECTION FORM

Habitation service photos

APPROVED WORKSHOP

Motorhome Annual Habitation Service Check Sheet

All work must be carried out in accordance with the latest AWS Standard Working Procedures

Service Technician: Please ensure that every question is answered correctly using: P (pass), F (fail), N/A (not applicable) & R (rectified)

Approved Workshop Name & Address

Liberty Caravan Services
www.libertycaravanservices.co.uk
01909 286186

Job Reference/Date

04/03/2022

Customer Name
Kempstone

Make & Model
VW Transporter

Vin Number
RJ59 UAM

Vehicle mileage: *55855*

	P	F	N/A	R		P	F	N/A	R
Underbody (Technicians Handbook Section 2)									
Corner steadies (where applicable)	/					/			
Folding steps (where applicable)	/					/			
Under slung tanks & pipes	/					/			
Electrical System (Technicians Handbook Section 3)									
230V & 12V fridge operation	/					/			
Leisure battery (if fitted)	/					/			
Interior lighting & equipment	/					/			
Check fuse box & rating	/					/			
Awning light	/					/			
Wiring on all ELV circuits (visual)	/					/			
LV inlet plug & extension lead	/					/			
Earth bonding continuity test <i>See obs</i>	/					/			
230V consumer unit load test RCD <i>See obs</i>	/					/			
230V sockets	/					/			
Electric awning (if fitted)	/					/			
Check operation 230V appliances, fans & luminaries	/					/			
Check any aftermarket items	/					/			
Charge voltage	/					/			
Testing Service Technician Name:									
LPG Gas System (Technicians Handbook Section 4) (Gas appliances not serviced unless requested)									
Regulator, gas hose, pipework & manifold	/					/			
Carry out gas tightness check	/					/			
Check security of LPG tank (if fitted)	/					/			
Security of gas cylinder(s)	/					/			
Ensure all gas dispersal vents are clear	/					/			
Appliances – check operation of all gas appliances fitted including FFD's	/					/			
Testing Service Technicians Name:									
Water System (Technicians Handbook Section 5.6 & 5.7)									
Water pump & pressure switch/microswitches	/					/			
Taps, valves, pipes & tank (if fitted)	/					/			
Water inlets	/					/			
Waste system	/					/			
Toilet	/					/			
Bodywork (Technicians Handbook Section 5)									
Doors & windows	/					/			
General condition of bodywork including roof	/					/			
External seals & bonded joints condition	/					/			
Body attachments – check security (including ladders, cycle racks, lockers aerials, satellite dishes, etc)	/					/			
Floor	/					/			
Furniture	/					/			
Blinds & fly screens	/					/			
Damp test – carry out & note readings on a separate water ingress report sheet	/					/			
Rising roof (if applicable)	/					/			
Ventilation (Technicians Handbook Section 5.4)									
Fixed ventilation (low & high levels)	/					/			
Roof lights	/					/			
Fire & Safety (Technicians Handbook Section 5.5)									
Press test button on smoke alarm to test electrical circuitry & sound alarm (if fitted)	/					/			
Press test button on CO alarm to test electrical circuitry & sound alarm (if fitted)	/					/			
If a fire extinguisher is fitted, check security of its housing (see below)	/					/			
Smoke and/or carbon monoxide alarm(s) if fitted:									
Smoke alarm expiry date (if visible)	/					/			
Carbon monoxide alarm expiry date (if visible)	/					/			
Fire extinguisher expiry date	/					/			

Important – All appliances are tested for operation only. This does not confirm that they are working to the prescribed standard. Additional servicing may be required for warranty purposes/products (e.g. fridge)

LIBY0120
V8.3

Test drive

Test drive - 10 mins	
Further details	
Engine lights	
Further info	
Dashboard Ghosting	

Sign off

Completed by	
Date/Time	

CMS MOTORHOME INSPECTION FORM

In receiving this form you are automatically agreeing with this acknowledgment. Whilst it would be nice to have a full AA style report and professional habitation check, it is not realistic and we are not trained to do so, so take all descriptions & reports as the assessors opinion only. All of our listed checks were opinion of the assessor before the date of the auction, conditions of the motorhome or caravan are expected to change in that time. Take into consideration fair wear and tear for the age of the motorhome. We do not test heating, gas, electric, water systems or accessories. All motorhomes are driven to the auction unless stated. MOT history & mileage checks are public record for the buyer to do their basic due diligence with. This is a trade auction only and must be treated as such. Bidding is bound by British Car Auction terms and conditions. Please visit <https://www.bca.co.uk> for auction terms and conditions. Bid at your own risk.